










Legend	
	Core Logging area
	Stream
	Compartment 6
	Compartment 8
	Compartment 12 ver2
	Compartment 13
	Compartment 14 ver2
	Compartment 16
	Compartment 17

**Core Area**

**Logging area: 566 Acres**  
**Date: 11/9/07**

